















INDEX	NAME		CATALOGUE NUMBER	DRAWING
AIR-FLUE GAS SYSTEM (SEPARATE) FOR CONDENSING BOILERS				
T 9000 01 69 10	Pipe L = 2000 mm	φ 60	19060B	
T 9000 01 69 00		φ 80	19080B	
T 9000 01 70 10	Pipe L = 1000 mm	φ 60	22060B	
T 9000 01 70 00		φ 80	22080B	
T 9000 01 71 10	Pipe L = 500 mm	φ 60	21060B	
T 9000 01 71 00		φ 80	21080B	
T 9000 01 72 10	Pipe L = 250 mm	φ 60	20060B	
T 9000 01 72 00		φ 80	20080B	
T 9000 01 73 00	Pipe UV, L = 1000 mm	φ 80	22080C	
T 9000 01 74 10	Elbow 90°	φ 60	10060B	
T 9000 01 74 00		φ 80	10080B	
T 9000 01 75 10	Elbow 45°	φ 60	11060B	
T 9000 01 75 00		φ 80	11080B	
T 9000 01 76 00	Elbow 90° with revision	φ 80	12080B	
T 9000 01 77 00	Elbow 90° - with thread	φ 80	10080BS	
T 9000 01 78 00	Reduced elbow DN 60 / DN 80	φ 60 x φ 80	1006080B	
T 9000 01 79 10	Supporting bracket for elbow 90°	φ 60	46060	
T 9000 01 79 00		φ 80	46080	
T 9000 01 79 20		φ 100	46100	
T 9000 01 79 30		φ 125	46125	
T 9000 01 80 10	T-piece	φ 60	25060B	
T 9000 01 80 00		φ 80	25080B	
T 9000 01 82 00	Inspection T-piece	φ 80	16080B	
T 9000 01 87 00	Cap	φ 80	29080B	
In case of purchase the boiler without adapter with measuring points, the adapter should be bought separately				
T 9000 02 10 00	Adapter set to separate system: - Flue adapter with measuring points and collar on the boiler (condensing boilers) - Air adapter with measuring points and collar on the boiler (condensing boilers)	2 x φ 80	ADS 512/80MAL ADP 503/80MAL	