













INDEX	NAME		CATALOGUE NUMBER	DRAWING
AIR-FLUE GAS SYSTEM (COAXIAL) FOR CONDENSING BOILERS				
T 9000 01 43 00	Pipe L = 1000 mm	φ 60/100	PP60/100R1000	
T 9000 01 44 00		φ 80/125	PP80/125R1000	
T 9000 01 45 00	Pipe L = 500 mm	φ 60/100	PP60/100R500	
T 9000 01 46 00		φ 80/125	PP80/125R500	
T 9000 01 47 00	Pipe L = 250 mm	φ 60/100	PP60/100R250	
T 9000 01 48 00		φ 80/125	PP80/125R250	
T 9000 01 49 00	Elbow 90°	φ 60/100	PP60/100B90	
T 9000 01 50 00		φ 80/125	PP80/125B90	
T 9000 01 51 00	Elbow 45°	φ 60/100	PP60/100B45	
T 9000 01 52 00		φ 80/125	PP80/125B45	
T 9000 01 53 00	Elbow 90° with revision	φ 60/100	PP60/100RB	
T 9000 01 54 00		φ 80/125	PP80/125RB	
T 9000 01 55 00	Extension pipe with revision	φ 60/100	PP60/100RS	
T 9000 01 56 00		φ 80/125	PP80/125RS	
T 9000 01 59 00	Vertical mouthpiece - BLACK	φ 60/100	PP60/100DDBS	
T 9000 01 60 00		φ 80/125	PP80/125DDBS	
T 9000 01 61 00	Vertical mouthpiece - RED	φ 60/100	PP60/100DDBR	
T 9000 01 62 00		φ 80/125	PP80/125DDBR	
T 9000 01 63 00	Horizontal mouthpiece	φ 60/100	PP60/100WD	
T 9000 01 64 00		φ 80/125	PP80/125WD	
T 9000 01 67 00	Reduction	φ 60/100 x φ 80/125	3.012085	
In case of purchase the boiler without adapter with measuring points, the adapter should be bought separately				
T 9000 01 12 00	Coaxial adapter with measuring points and collar on the boiler (condensing boilers)	φ 60/100	ADK 512/60	
T 9000 01 13 00	Coaxial adapter with measuring points and collar on the boiler (condensing boilers)	φ 80/125	ADK 512/80	